Graphene Manufacturing Group

TSX-V:GMG
OTCQX:GMGMF

TRANSFORMATIVE GRAPHENE ENERGY SOLUTIONS

graphenemg.com

DISCLAIMER

The information contained within this presentation has been prepared by Graphene Manufacturing Group Ltd. ("GMG" or the "Company") as of November 17, 2026 and contains information pertaining to the business, operations and assets of the Company. This Presentation (GMG AGM Deck) is solely for your information and may not be reproduced, in whole or in part, in any form or forwarded or further disseminated to any other person. Any forwarding, distribution or reproduction of this Presentation in whole or in part is unauthorized. The information and opinions contained in this Presentation (a) are provided as of the date hereof and are subject to change without notice, (b) do not purport to contain all of the information that a prospective party may desire or that may be necessary to fully and accurately evaluate an investment in the Company, and (c) are not intended to be relied upon as advice to investors or potential investors and do not take into account the investment objectives, financial situation or needs of any investor. In all cases, interested parties should conduct their own investigation and analysis of the investment merits and risks of GMG and satisfy themselves as to the accuracy, reliability and completeness of any information and data provided. An investment in GMG is speculative and involves a number of risks that should be considered by a prospective investor. Prospective investors should carefully consider the risk factors described under "Risk Factors" set out in the annual information form of the Company dated November 2, 2026 (the "AIF") and in the annual management's discussion and analysis of the Company for the years ended June 30, 2026 and 2025, available on the Company's profile at www.sedarplus.ca, and other continuous disclosure documents, before investing in the Company. This Presentation does not constitute an offer to sell any securities of the Company in any jurisdiction.

CAUTIONARY NOTE REGARDING FORWARD-LOOKING INFORMATION

Certain statements made within this Presentation constitute forward-looking statements and forward looking information within the meaning of applicable including Canadian securities legislation and U.S. Federal Securities Laws (collectively herein referred to as "forward-looking information"), which are subject to risks and uncertainties that could cause actual results to differ materially from those expressed or implied and which can often be identified by words such as "will", "may", "estimate", "expect", "plan", "project", "intend", "anticipate" and other words indicating that the statements are forward-looking, and include but are not limited to statements relating to: (a) GMG's business objectives and goals; (b) GMG's and other parties' planned or contemplated business (THERMAL-XR®, SUPA G®, G® FLUID and G®LUBRICANT) and activities and timelines relating thereto; (c) potential applications and expected performance of GMG's products; (d) expectations with respect to the expected capital, timing, production value,graphene production volumes from MPU's and liquids blending facilities and time to build MPU's, the development of the Graphene battery; expectations as to G®LUBRICANT's impact on reduced fuel consumption; (e) the Company's intention to engage third parties to assist in the development of its products and matters regarding GMG's existing relationships with third party partners; (f) the expectation that GMG will be able to improve its business operations; (g) GMG's expected target markets; (h) the timing, development, testing and commercialization of the Company's prototypes and products; (i) the sales channels and strategic partners the Company will engage in the marketing, sales, and development of its products; (j) the expansion of GMG's existing production facilities and the development, funding, approval, construction, commissioning and operation of the Fulcrum Facility, as well as the timing, expense, location, facility design, operational readiness, resulting productivity, and required machinery related thereto; (k) existing and potential distributor agreements, including the target markets for entering into distributor agreements and the product focus of such agreements; (l) the potential production capacity of the Company's existing and future facilities, including without limitation the Gen 2.0 Graphene Production Plant; (m) the progression of the Company's products along the Battery Technology Readiness Level scale and the Battery Cell Roadmap on expected timelines; (n) the nature and timing of sales to parties which have executed a non-disclosure agreement with the Company;(o) the expectation that the Company's products will be granted the necessary governmental approvals; (p) management's confidence in the development and scaling of production processes; (q) product capabilities, such as battery charging times, and expected commercial benefits of the GMG's products, including without limitation, cost and fuel saving potentials, improved efficacies, equipment life extensions and lowered emissions for customers in the Company's target industries; (r) GMG's expectation that its proprietary graphene production process will reduce dependence on graphite mining and foreign-controlled graphite supply chains; (s) projections regarding market opportunities and revenue growth potentials; (t) GMG's plans to grow product sales and sales growth initiatives; and (u) market estimates and growth projections for the industries and product categories in which the Company operates or intends to compete.

Such forward-looking statements are based on a number of assumptions of management, including, without limitation, that the Company's cost and timing expectations are accurate, that GMG will be successful in generating revenue from and increase the sales of its existing products, that the Company will be able to complete the development of its Graphene battery, that the Company will be able to achieve the expected results of its Graphene battery and other products, that the Company's expectations regarding the performance potentials and benefits of its products will be substantially accurate, that the Company's proprietary production processes will provide an alternative to traditional graphite mining, that the Company will be successful in the deployment of its resources and personnel, that results of testing and development data will be consistent with anticipated results and estimates and are replicable in commercial applications, that the Company will be able to successfully identify and engage strategic partners, that the Company will be able to develop and test prototypes and products on the expected timelines, and that the results will align with management's current expectations, that existing production capability aligns with management's expectations, that an increase in GMG's existing production facility will result in a corresponding increase in production capacity, that the markets and sales channels for the Company's products will develop as expected, that the Company's planned production expansion into target countries will proceed as planned and deliver the expected strategic and operational benefits, that the Fulcrum Facility will be developed, funded and operated in accordance with management's current expectations, including as to timing, cost and operational readiness, that the Company will have the equipment, materials, approvals, personnel and other resources required for the Fulcrum Facility; that the Fulcrum Facility will achieve the expected production capacity and operational benefits as expected, that MPUs and liquids blending facilities can be constructed within expected capital costs and timelines and will achieve expected production capacity and production value; that parties that have entered into NDAs with the Company will proceed to commercial arrangements on acceptable terms, that the Company will enter into additional distributor agreements, that the Company's products will be granted the necessary regulatory approvals, include that of the EPA; that the Company's operations and ability to develop its products will not be adversely impacted by the ongoing conflicts in Eastern Europe and the Middle East, the ability of the Company to generate cash flow from operations and obtain necessary financing on acceptable terms, the ability of the Company to obtain qualified staff, equipment and services in a timely and cost-efficient manner, and that third-party market data and industry projections relied upon by the Company are accurate. Additionally, forward-looking information involve a variety of known and unknown risks, uncertainties and other factors which may cause the actual plans, intentions, activities, results, performance or achievements of GMG to be materially different from any future plans, intentions, activities, results, performance or achievements expressed or implied by such forward-looking statements. Such risks include, without limitation: (a) GMG's operations could be adversely affected by possible future government legislation, policies and controls or by changes in applicable laws and regulations, or by the failure to obtain all necessary regulatory approvals; (b) public health crises such as pandemics may adversely impact GMG's business and the ability of the Company to develop its products; (c) the volatility of global capital markets; (d) political instability; (e) the failure of GMG to attract and retain skilled personnel; (f) unexpected development and production challenges; (g) GMG could face technology or software disruptions; (h) unanticipated costs; (i) risks relating to the extent and duration of the conflicts in Eastern Europe and the Middle East and its impact on global markets; (j) that the Company will be unable to develop, market, and sell its products as currently anticipated; (k) that the Company will be unsuccessful in identifying and engaging strategic partners; (l) that the Company will be unable to acquire equipment to streamline its production process, or that the expansion of the production facility will not result in the benefits currently expected; (m) that companies currently working with GMG or parties that have entered into NDA arrangements with the Company will not be interested in purchasing the Company's products; (n) that GMG's products may not perform as anticipated or deliver the expected commercial benefits; (o) that GMG's proprietary production processes may not provide an alternative to traditional graphite supply chains; (p) that the Company's expansion plans, including the construction of the Fulcrum Facility, will not proceed as planned and will not achieve anticipated strategic or operational benefits; (q) that the Company will be unable to grow its sales or revenues as anticipated; (r) that third-party market data and industry projections will not be accurate as presented; (s) that the costs or timeline for the construction of MPUs and liquids blending facilities will be different than anticipated, or that the MPUs and liquid blending facilities will not achieve expected production capacity or production value; and (t) the risk factors set out under the heading "Risk Factors" in the Company's AIF dated November 2, 2026 available for review on the Company's profile at www.sedarplus.ca. Any of the foregoing risks could materially and adversely affect the Company's business, financial condition, or results of operations. Such forward-looking information represents management's best judgment based on information currently available. No forward-looking statement can be guaranteed and actual future results may vary materially. Accordingly, readers are advised not to place undue reliance on forward-looking statements or information. Neither GMG nor any of its representatives make any representation or warranty, express or implied, as to the accuracy, sufficiency or completeness of the information in this Presentation. Neither GMG nor any of its representatives shall have any liability whatsoever, under contract, tort, trust or otherwise, to you or any person resulting from the use of the information in this Presentation by you or any of your representatives or for omissions from the information in this Presentation. The forward-looking statements herein are made as of the date of this Presentation only, and the Company does not assume any obligation to update or revise them to reflect new information, estimates or opinions, future events or results or otherwise, except as required by applicable law. Historical statements contained in this Presentation regarding past trends or activities should not be taken as a representation that such trends or activities will continue in the future. In this regard, certain financial information contained herein has been extracted from, or based upon, information available in the public domain and/or provided by the Company. In particular, historical results should not be taken as a representation that such trends will be replicated in the future. No statement in this document is intended to be nor may be construed as a profit forecast. An investment in the Company is speculative and involves substantial risk and is only suitable for investors that understand the potential consequences and are able to bear the risk of losing their entire investment. Investors should consider the risks set out in the AIF, in addition to many others, and consult with their own legal, tax and financial advisors with respect to all such risks before making an investment. This presentation does not constitute an offer to sell or a solicitation of an offer to buy any securities.

THIRD PARTY INFORMATION

This Presentation includes market and industry data which was obtained from various publicly available sources and other sources believed by the Company to be true. Although the Company believes it to be reliable, the Company has not independently verified any of the data from third-party sources referred to in this Presentation or analyzed or verified the underlying reports relied upon or referred to by such sources, or ascertained the underlying assumptions relied upon by such sources.

RIGHTS IN RELATION TO COPYRIGHT

GMG owns the copyright that subsists in this presentation.

International Energy Agency (IEA):
"thermal management improvements in buildings and industry represent the largest single opportunity for energy cost reduction globally"

WITH OUR PRODUCTS WE ALL CAN DO BETTER

GMG PRODUCTS ARE FOR the industries that can't afford to waste energy:

Data Centres | HVAC-R Owners and Manufacturers | Automative Manufacturers | Vehicle Fleets | Industrial Plants and counting...



WE PUT GRAPHENE TO WORK

Graphene Manufacturing Group

"Energy Efficiency 2023" report: https://www.iea.org/reports/energy-efficiency-2023

GMG PRODUCTS SOLVE ONE PROBLEM: TRAPPED HEAT

Our Products move heat **FASTER** through the use of GMG's Graphene

When Heat is moved FASTER it can provide four outcomes:

- Cost and energy savings
- Time efficiencies gained
- Equipment life extension
- Less emissions

GMG

GMG makes its graphene to transfer heat faster – i.e. HEAT TRANSFER FUNCTIONALISATION.

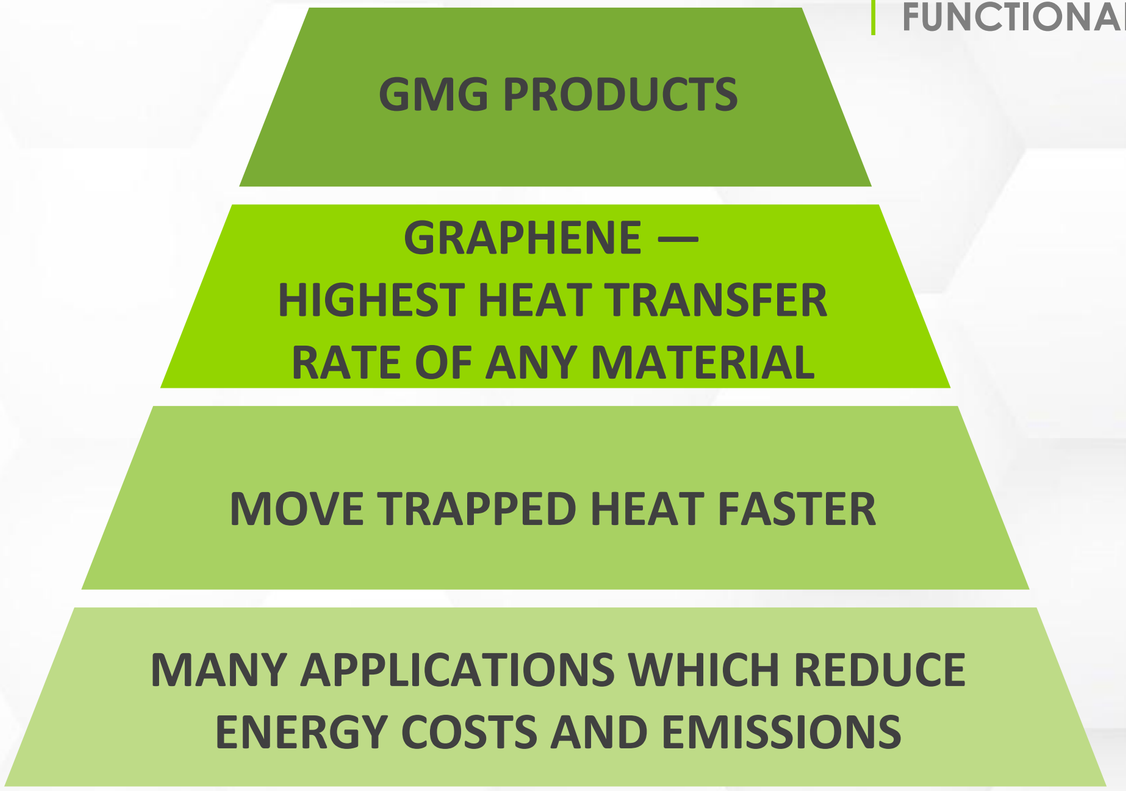

HIGH MARGIN, SCALABLE & DISRUPTIVE APPLICATIONS

GMG targets two major markets:

ENERGY SAVINGS: Graphene coatings, lubricant additive and lithium-ion battery additive improve efficiency in HVAC-R[1], engines[1] and lithium-ion batteries[1]. Lowering energy use and reducing emissions for commercial and industrial clients.

ENERGY STORAGE: GMG is developing graphene batteries (without lithium) that are intended to ultimately surpass lithium-ion batteries on charging speed, cycle life, safety, and sustainability.

Patented



THERMAL-XR®

Air Conditioner & Heat Pump Coatings System

N. America Distributor

Nu-Calgon

Patented



G®LUBRICANT

Engine Oil Additive

Sales Starting

Patent Pending



G®FLUID

Coolant Additive

Customer Testing



SUPA G®

Additive for Lithium-Ion Battery

Customer Testing

Patent Pending



G®CELLS

Fast Charging Energy Storage

Co-Developing

RioTinto BIC

(1) Third party testing and validation data available on www.graphenemg.com

PROPRIETARY CLEAN TECHNOLOGY PLATFORM

GMG Graphene Production

GMG manufactures graphene in-house using a proprietary process that converts natural gas into high-quality graphene, **bypassing typical graphite** mining dominated and controlled by China.

This graphene then supports GMG's energy-saving and energy storage applications.

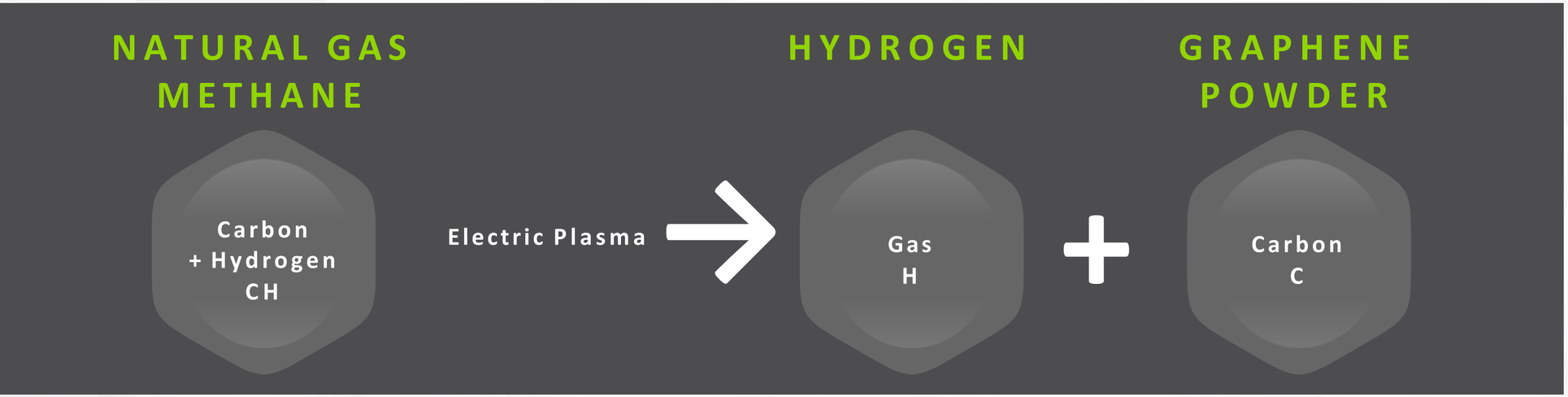

ON-TIME START UP OF GEN 2.0 PLANT



EXPECTED: 10 TONNE PER ANNUM

- →INSTANTANEOUS & CONTINUOUS
- →LOW-COST INPUTS AND SETUP
- →FAST SCALABILITY UNCONSTRAINED BY RESOURCE
- →CONTROLLED DEFINABILITY
- →HIGH-QUALITY GRADE GRAPHENE (UNIVERSITY VERIFIED)
- →COGENERATION CAPABILITIES
- →LOW ENVIRONMENTAL FOOTPRINT

Bypassing:

- Graphite Mining & Processing; and
- Acetylene (which is made from Natural Gas) to Graphene.

SIGNIFICANT REVENUE GENERATING OPPORTUNITIES

Sales Team Members

Countries with Product Testing & Sales Activity

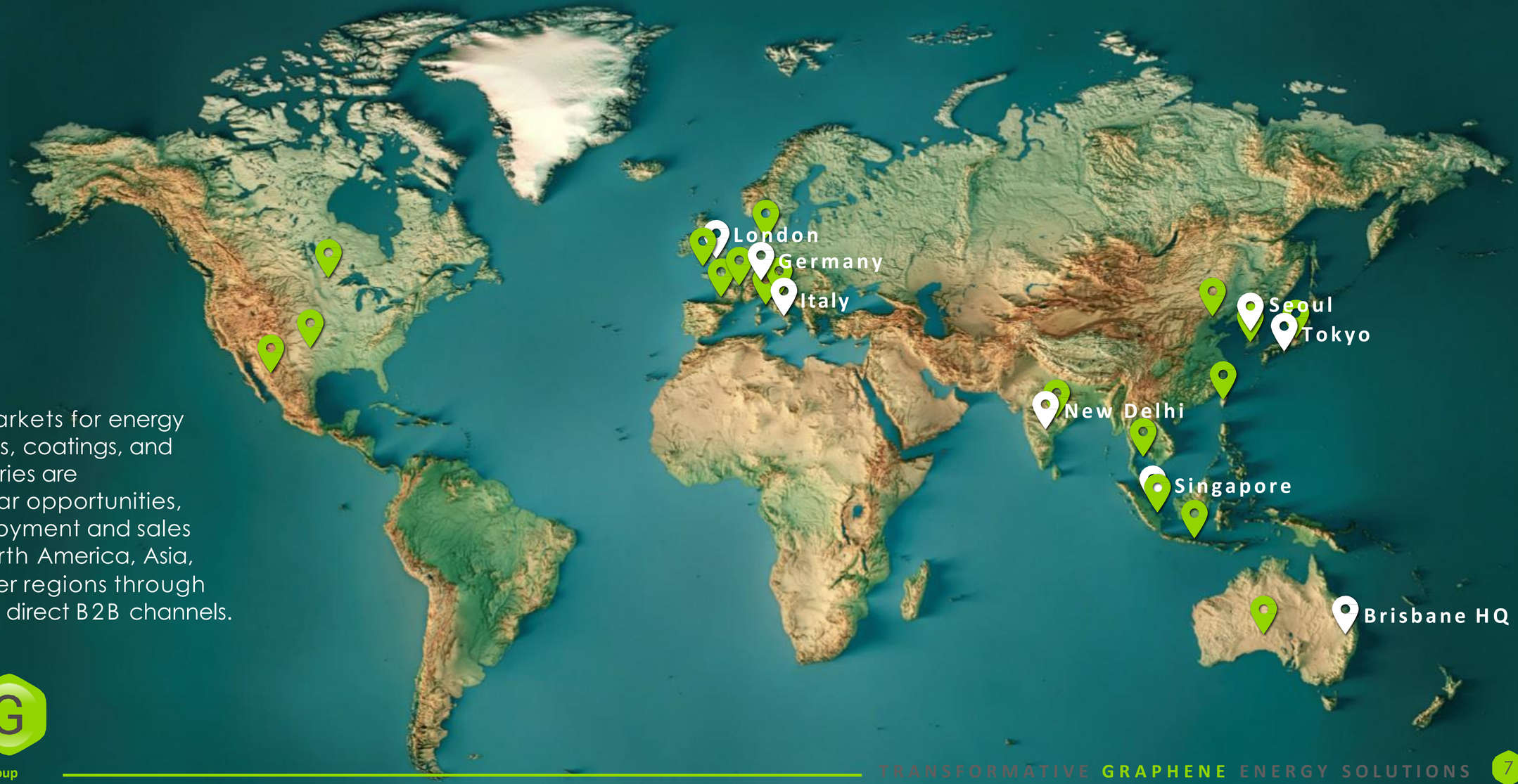

GMG's target markets for energy saving lubricants, coatings, and advanced batteries are multibillion-dollar opportunities, with initial deployment and sales underway in North America, Asia, Europe and other regions through distributors and direct B2B channels.

GMG
Graphene Manufacturing Group

TRADE SHOWS/CONFERENCES OVER YEAR

November 2025 – November 2026 | HVAC-R, data centre, automotive, mining, battery and logistics markets

● GMG or joint partner stand ⬡ Attended – customer meetings & market intelligence

AUSTRALIA 9 SHOWS

- ● **Energy Exchange (EXA)** Perth · Mar 2026
- ● **ARBS** Melbourne · May 2026
- ● **Auto Aftermarket Expo** Melbourne · May 2026
- ● **Queensland Mining Expo** Mackay · Jul 2026
- ⬡ **Data Centre Show** Sydney · Aug 2026
- ⬡ **Data Center World** Melbourne · Sep 2026
- ● **MEGATRANS** Melbourne · Sep 2026
- ⬡ **AIRAH Industry Nights ×4** Perth, Melb, Bris, Adel · 2026
- ⬡ **Green Building Forum** Brisbane · Nov 2026

EUROPE 8 SHOWS

- ⬡ **Automechanika** Frankfurt, Germany · Sep 2026
- ⬡ **IAA Transportation** Hannover, Germany · Sep 2026
- ● **Lubricant Expo Europe** Düsseldorf, Germany · Sep 2026
- ⬡ **Automotive Parts Expo** Warsaw, Poland · Oct 2026
- ⬡ **Data Center World Europe** Vienna, Austria · Oct 2026
- ● **Chillventa** Nuremberg, Germany · Oct 2026
- ⬡ **Data Centre Expo Europe** Amsterdam, Netherlands · Oct 2026
- ● **EICMA** Milan, Italy · Nov 2026

NORTH AMERICA 2 SHOWS

- ⬡ **AHR Expo – Nu-Calgon** Las Vegas, USA · Feb 2026
- ⬡ **Battery Show – Detroit** Detroit, USA · Oct 2026

ASIA 6 SHOWS

- ● **ASEW – with Globen** Bangkok, Thailand · Jul 2026
- ⬡ **Data Center Asia** Hong Kong · Jul 2026
- ⬡ **Data Centre World Asia** Singapore · Sep 2026
- ● **HARFKO** South Korea · Oct 2026
- ⬡ **Laureate Forum Watt Energy** Shanghai, China · Oct 2026
- ● **Benchmark Intelligence** Shanghai, China · Nov 2026

BOOKED AHEAD

- ● **Green Building Forum** Sydney · Nov 2026
- ● **SIFA** Lyon, France · Nov 2026
- ● **ARBSQLD** Brisbane · Jun 2027
- ● **Energy Exchange (EXA)** Perth · 2027

12 MONTHS AT A GLANCE

25 TRADE SHOWS

11 GMG STANDS

12 MARKETS

4 CONTINENTS

AHR EXPO 2027

THERMAL-XR® (Cool Worx) is an Innovation Awards finalist

GMG Graphene Manufacturing Group

MAJOR LIQUID GRAPHENE PRODUCT DISTRIBUTORS:

	Countries
Brenntag is the global market leader in chemicals and ingredients distribution. Brenntag operates a global network with around 600 sites in more than 70 countries. With its global workforce of more than 17,300 employees, the company generated sales of EUR 15.2 billion in 2025. Distribution Agreement signed in November 2026. Initial primary focus is on G LUBRICANT because of their existing lubricant industry distribution business and building out G FLUID and THERMAL-XR sales opportunities.	Europe (Italy, Spain and Portugal Initially)
Nu-Calgon is the largest specialty chemical provider to the HVACR market in North America (USA, Canada, Mexico and Caribbean). 37 person sales team and over 4000 distribution points. Cool Worx is Nu-Calgon's private brand name for THERMAL-XR®. Nu-Calgon introduced COOL WORX to the HVACR industry at the Chicago AHR Expo in January 2024 and is now approved under the EPA for US sales.	North America (USA, Canada, Mexico and Caribbean)

Graphene Manufacturing Group

MAJOR LIQUID GRAPHENE PRODUCT DISTRIBUTORS:

GrafnoMex

GrafnoMex, which is connected to a number of local businesses in Mexico, has completed substantial government testing in Mexico on G® LUBRICANT engine oil additive in which showed significant reduction in emissions from 47% opacity to 5% opacity (a 89% reduction) when testing a 2020 International MV 7 litre medium duty supermarket distribution truck. Also exclusive distributor for Nu Calgon Cool Worx in Mexico.

The distribution truck is shown in Figure 1 and the truck test certificates before and after the use of G® LUBRICANT are shown in Figure 2. The G® LUBRICANT also reduced the engine temperature from 72.4 degrees Celsius to 64.5 degrees Celsius.



Figure 1: 2020 International MV 7 litre medium duty supermarket distribution truck

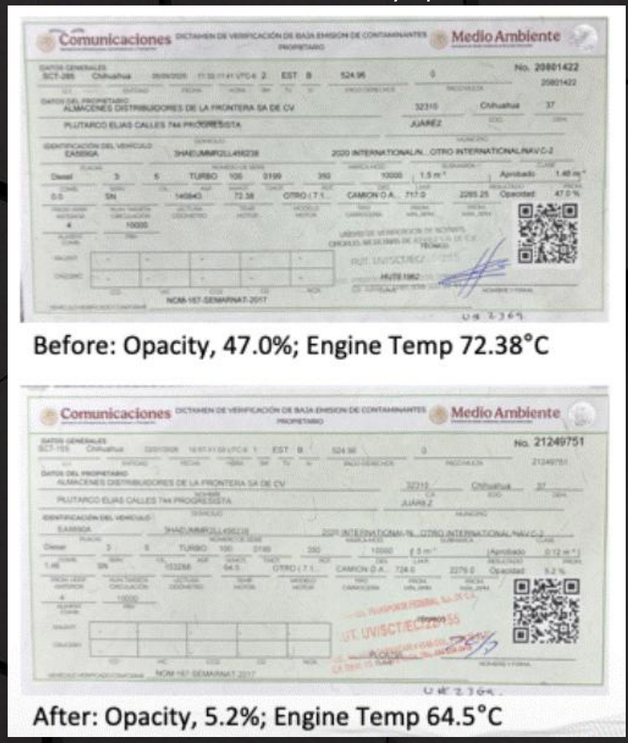

Figure 2: Engine test certificate before and after the use of G® LUBRICANT

Countries

Mexico

Graphene Manufacturing Group

PRODUCT TESTING

Product Testing throughout the world

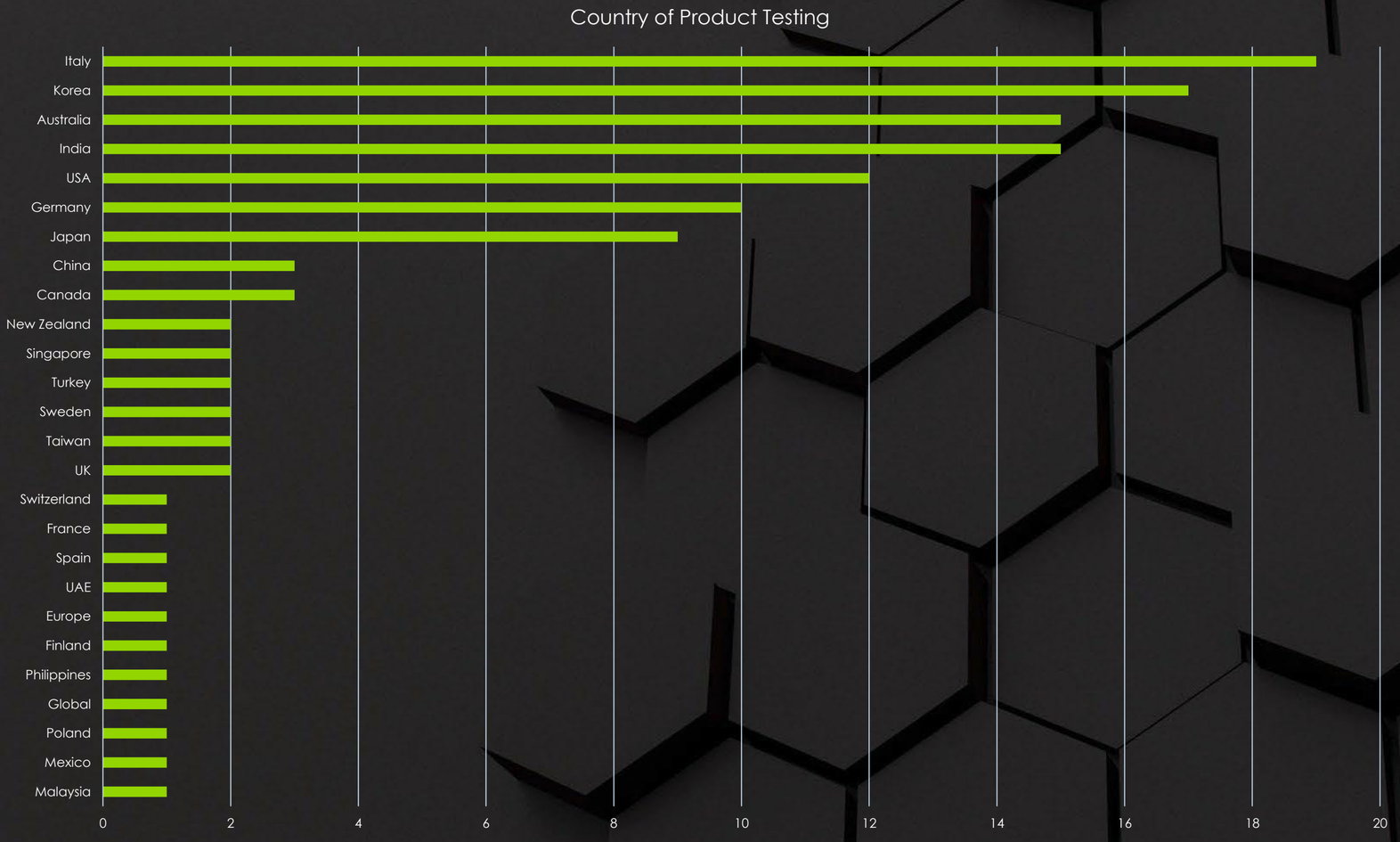

TESTING AT A GLANCE

>120
PRODUCT TESTS

>70
THERMAL-XR TESTS

>50
HVAC OEM's TESTS

16
GMG TEAM MEMBERS

TESTING IN OVER 26 COUNTRIES

Graphene Manufacturing Group

GMG OPERATIONS

NATURAL GAS

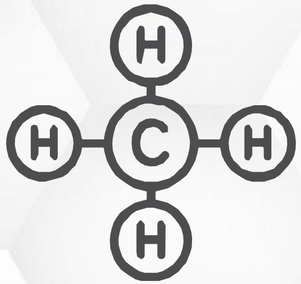

HYDROGEN
enriched Natural Gas



GRAPHENE MANUFACTURING PLANT

- Gen 1.0 **Operational**
- Gen 2.0 **Ongoing Commissioning**

HEAT TRANSFER FUNCTIONALISATION



HEAT EXCHANGER COATING
Coating Blending Plant (~2% Graphene)

1 Million Litres p.a. **Operational**



G® LUBRICANT
Lubricants Pilot Plant (~1% Graphene)

Pilot Plant **Operational**



G® FLUID
Coolant Pilot Plant (~1% Graphene)

Pilot Plant **Operational**



SUPA G®
Graphene Battery Slurry Pilot Plant (~90% Graphene)

Pilot Plant **Operational**



G® CELLS

Battery Development Centre **Operational**

Graphene Manufacturing Group

STRATEGIC PARTNERS UNDER DEVELOPMENT

GMG has established confidential partnerships and relationships with large manufacturers covering applications in automotive, personal electronics, data centres, trains, energy, and heavy industry.

RioTinto BEIJER REF ALSTOM

The company received support from Rio Tinto (AU$6M joint product development agreement) and ongoing collaborations.

GMG's Products are available through Beijer Ref in Austalia

The company signed an MOU to exclusively develop HVACR graphene products with ALSTOM

GMG
Graphene Manufacturing Group

FULCRUM: "FACTORY FOR GRAPHENE FACTORIES"



GMG Board approved AU$1.2 million capital to support feasibility level design, engineering and long-lead procurement for GMG's "Fulcrum" Facility.

The GMG Fulcrum Facility is expected to include an area for assembling Graphene Modular Production Units (MPU's) and a separate operating area for up to 5 separate Graphene MPU's.

Once fully completed and optimised, the Fulcrum Facility is expected to have annual production capacity of up to 100 tonnes of graphene.

The facility is expected to assemble and commission up to 12 additional MPU's per annum, equivalent to a further 240 tonnes of annual graphene production capacity.

The GMG Fulcrum Facility is expected to take several years to complete, with funding and operational readiness to be phased and subject to separate Board approvals and press releases.

BUSINESS ECONOMICS – THE FUNDAMENTALS ARE EXCITING

Modular Plant Unit (MPU) & Liquids Blending Facility:

Expected Capital: <AU$ 5 million
Expected Graphene Production: ~10 tonne per annum
Expected Liquid Graphene Production: ~ 1 million litres per annum

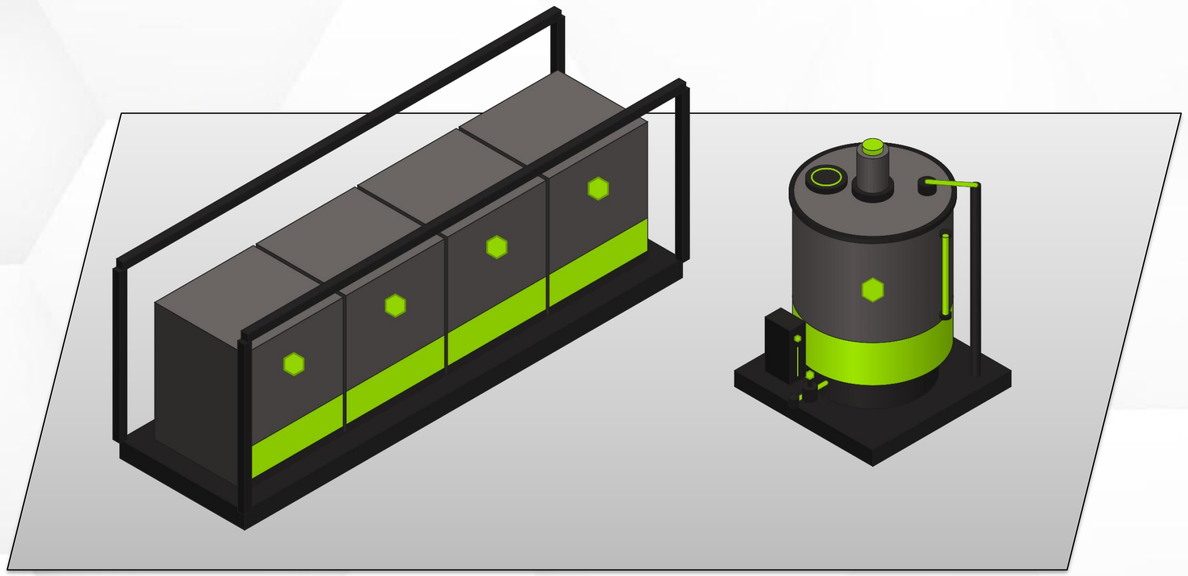

Initial Location: Brisbane
Planned NA Expansion: USA and Canada

Significant Operating Leverage.

Approximate time to build one MPU is ~ 9 months from investment decision.

G®CELLS BATTERY ADVANTAGES- FAST CHARGING

G®CELLS prioritize long life and fast charge capability over energy density – but still **have 87% more energy density than competing tested LTO's**

6 Minute Fast Charging Performance	G®CELLS*	High Power LTO
Energy Density (Wh/kg) charged in 6 minutes (10C)	**58**	**31**

Exceeding performance of Lithium Titanate Oxide (LTO) Batteries which can be priced up to US$1200 / kWh for their long-life high performance



RioTinto

Rio Tinto is GMG's Joint Product Development Partner for use of the battery in heavy mobile equipment & grid energy storage applications in the mining and mineral industry

G®CELLS VIDEO:



POUCH CELL SAMPLES



Energy Density of 101 Wh/kg when charged in 1 hour

TARGETED BATTERY USE CASE:

→Business/Industrial use vehicles
→Safety First – no Lithium chemical fires
→Similar recharging time as diesel refueling (~5 mins)
→Long life cycle > 1000 cycles ++
→Energy Density enough to be economic (>100 Wh/kg)
→Strategic (Australia/North America) Supply Chain and Simplicity
→High value / Low overall cost (when produced at scale)

G M G
Graphene Manufacturing Group

*Testing data provided by BIC Indiana.
Source: https://graphenemg.com/gmg-announces-long-life-battery-cycling-data/
LTO https://www.global.toshiba/ww/products-solutions/battery/scib/product-next/product/cell/high-power.html

G®CELLS BATTERY ADVANTAGES- LONG LIFE

6 Minute Fast Charging Performance- Long Cycle Life Performance

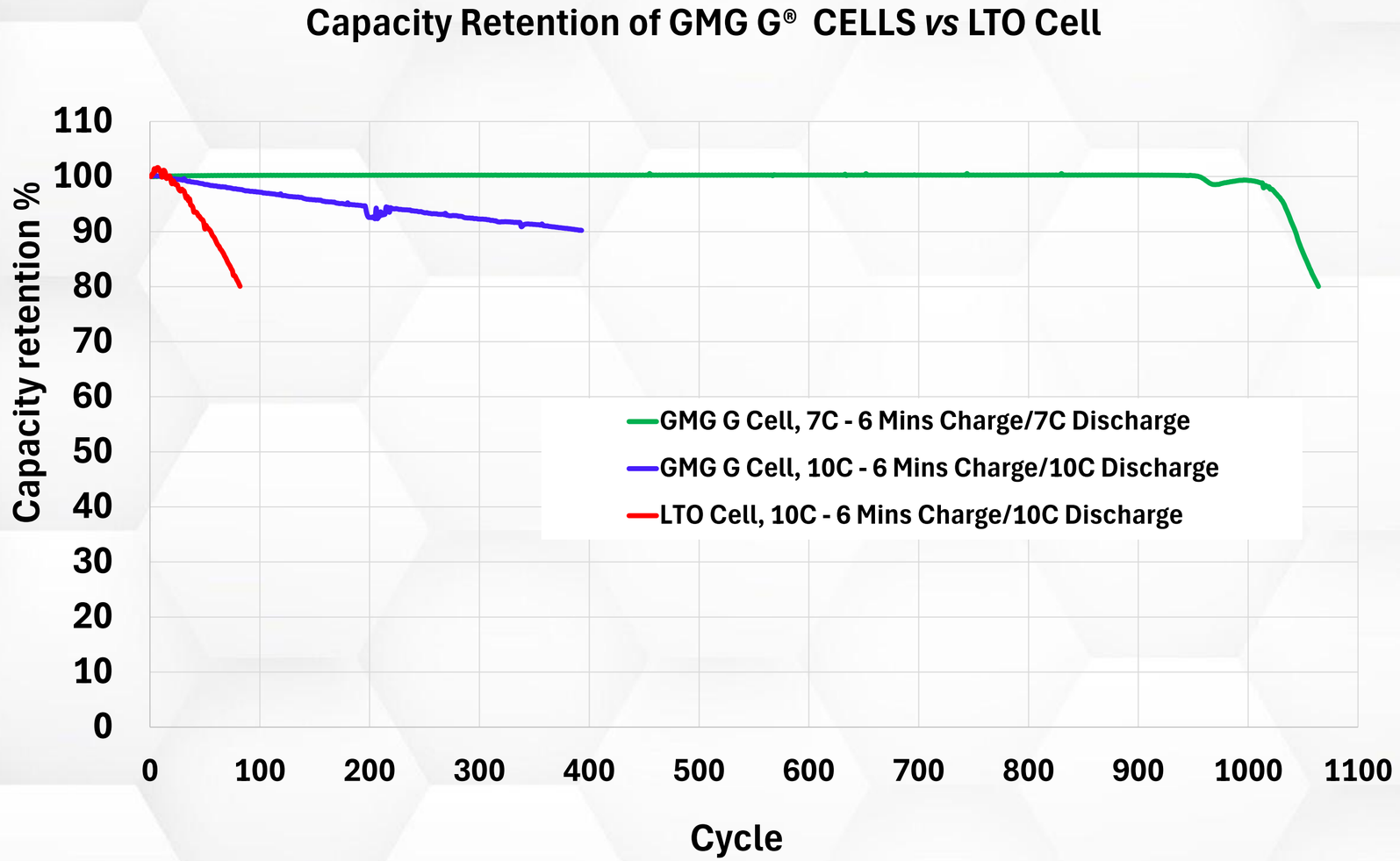

WHEN COMPARED TO LTO CELLS TESTED:

G®CELLS PROVIDE ~9 TIMES LONGER LIFE:

G® CELLS : @ 393 cycles
~10% reduction in capacity (10C)

LTO : @ 82 cycles
- 20% reduction in capacity (typically called end of life) (10C)

Battery performance curves of G® CELLS at 6min charge (10C) versus market leading LTO Cell
*Testing data provided by BIC Indiana.

Source: https://graphenemg.com/gmg-announces-long-life-battery-cycling-data/

Graphene Manufacturing Group

G®CELLS INITIAL BATTERY SAFETY TESTS

INITIAL TESTING DONE BY GMG:





PLEASE CLICK TO SEE VIDEO

WHEN COMPARED TO LITHIUM CELLS TESTED:

G®CELLS DO NOT EXPLODE WHEN PENETRATED WITH A NAIL.

G®CELLS DO NOT CATCH FIRE WHEN PUT INTO WATER.

Battery testing G® CELLS fully charged to ~ 3.37 Volts (4 layer 167 mAh cells)
*Initial internal GMG testing

G CELLS BATTERY PERFORMANCE- TEMPERATURE

POUCH CELL SAMPLES



WHEN COMPARED TO LTO CELLS TESTED:

G®CELLS HAVE 87% HIGHER ENERGY DENSITY

G®CELLS HAVE 6 TIMES LESS RESISTANCE

G®CELLS INCREASE TEMPERATURE 5 TIMES LESS

EXPECTED PLASTIC BATTERY PACK DESIGN



6 Minute Fast Charging Performance	Energy Density (Wh/kg)	Energy Efficiency (%)	Temperature Increase Above Ambient Temperature of 25 (deg C)	Resistance (Ohm)
G® CELLS (after 393 cycles)	58	94%	4	0.005
LTO (after 82 cycles)	31	64%	19	up to 0.030

G®CELLS EXPECTED TO NOT NEED THERMAL MANAGEMENT

Battery performance curves of G® CELLS at 6min charge (10C)) versus market leading LTO Cell

*Testing data provided by BIC Indiana.

Source: https://graphenemg.com/gmg-announces-long-life-battery-cycling-data/

Graphene Manufacturing Group

BATTERY TECHNOLOGY READINESS LEVEL (BTRL)

GMG Progress

G®CELLS has progressed to BTRL 4

GMG is currently optimizing electrochemical behaviour for pouch cells

Lab-Scale Production and Basic Property Research	Electrochemical Development	Component Production Process Development	Cell Production Process Development	Commerciali-sation
1	2	3	4	5	6	7	8	9
Phase 1 |Proving the Science **(1-3)**	**Phase 2** |Scaling Cell Size **(4-6)**	**Phase 3** |Scaling Output for Demand **(7-9)**

BIC

BIC Indiana is a leading battery innovation centre which has completed over 500 battery development projects to date

COLLABORATION:

- →CELL MODEL & DESIGN
- →CELL ASSEMBLY
- →ELECTROLYTE DEVELOPMENT
- →MATERIAL SUPPLY
- →CATHODE MANUFACTURING
- →SEMI AUTOMATED CELL PLANT

GMG has engaged **BIC** with a monthly fee service to support BTRL 4 to 8 battery development.

BATTERY CELL EXPECTED ROADMAP

2023
- →500 mAh Cell
- →Cell Testing

2024
- →1000 mAh Cell
- →Cell Testing

2025
- →Utilise GMG's Battery Development Centre for sprint activity
- →Utilise BIC Indiana for Cell production and Cell Testing

2026
- →Cells for Testing Partner(s)

2027+
- →Battery Cells supplied to Customers
- →Utilise BIC Indiana Cell Production Plant (under construction) and other plants



Graphene Manufacturing Group

MATURING FINANCIAL CAPABILITY

BUILD REVENUE
Maturing sales and marketing team, processes and systems

New Distributors in Asia, Europe & North America (EPA Approved)

NDA's with global companies targeting increase in sales

DEVELOP
First leading segment partner – Rio Tinto JDA (AU$6M)

Exploring JDA's with other global sector leaders for the battery.

PARTNER
Australian Government R&D Tax Rebate Support (2026: AU$1.9M received)

Exploring Grants and incentives

CASH ON HAND
AU$20.1M[a]

(a) As at September 30, 2026
(b) As at November 13, 2026

Graphene Manufacturing Group

Canada's TSX-V (TSX Venture) Exchange GMG

SHARES OUTSTANDING
133,877,670[b]

MARKET CAPITALIZATION
~C$225M[b]

OPTIONS
4,548,022[a]
WAEP AU$2.81

WARRANTS
14,985,158[a]
WAEP AU$1.54

RSUs
2,379,094[a]

INVESTMENT HIGHLIGHTS

1. PROPRIETARY LOW-COST SCALABLE PRODUCTION TECHNOLOGY
2. HIGH MARGIN PATENTED PRODUCTS IN GLOBAL SCALE SECTORS
3. MULTIPLE POTENTIAL REVENUE OPPORTUNITIES
4. ENERGY EFFICIENCY & ENERGY STORAGE MARKET FORCES
5. POTENTIAL EXPANSION TO NORTH AMERICA



Graphene Manufacturing Group

TSX-V:GMG
OTCQX:GMGMF

TRANSFORMATIVE GRAPHENE ENERGY SOLUTIONS

INVESTOR RELATIONS

info@fcir.ca

+647 – 689 – 6041

www.focusir.ca

PRODUCT INFORMATION

THERMAL-XR® COMMERCIAL PROGRESS

Some of our customers trialing **THERMAL-XR®** are considered world market leaders in their industry and bring considerable large scale opportunity potential

Global Data Center Industry Innovation Challenge Winner

Product Excellence Winner

Australian Air Conditioning Industry Product of the Year

THERMAL-XR® VIDEO:



THERMAL-XR® CUSTOMER ADOPTION PROCESS

Product Testing	Product Deployment & Manufacturing Testing	Commercial Supply Arrangements
Various OEM's & Distributors	Various OEM's & Distributors	Various OEM's & Distributors



AIR CONDITIONERS



INDUSTRIAL PLANTS



HEAT SINKS FOR ELECTRONICS



DATA CENTRES



REFRIGERATION

Graphene Manufacturing Group

THERMAL-XR® DISTRIBUTION

DISTRIBUTION/LOGISTICS

Nu-Calgon is GMG's exclusive distribution partner for AFTER MARKET HVAC in North America

→**Nu-Calgon** is the largest specialty chemical provider to the HVACR market

→**37 person** sales team; **4000 distribution points**

→Cool Worx is Nu-Calgon's private brand name for **THERMAL-XR®**

→Nu-Calgon introduced **COOL WORX** to the HVACR industry at the **Chicago AHR Expo** in January 2024, generating strong market interest

GMG is distributing THERMAL-XR® directly and through distribution partners in other markets globally

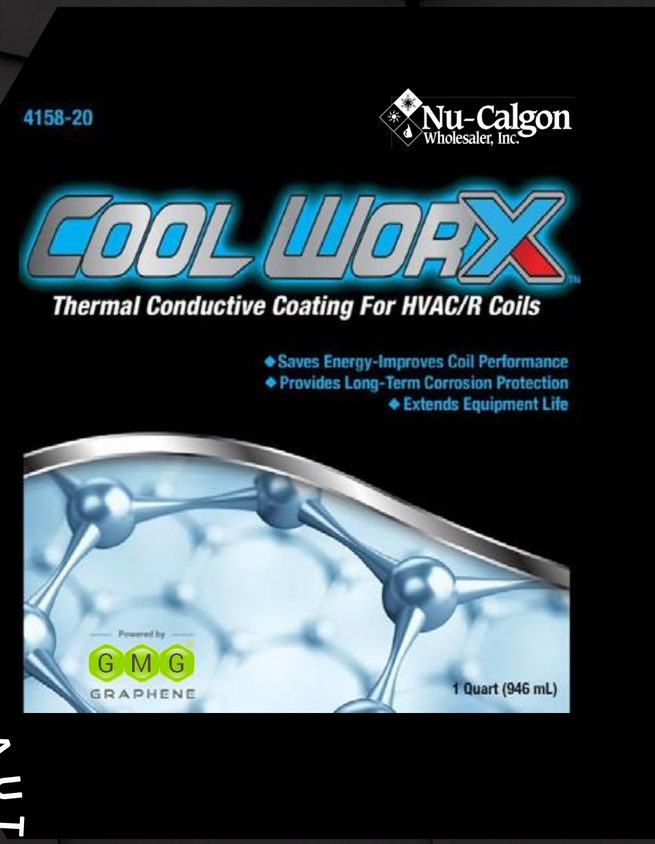

REGULATORY

→**THERMAL-XR®** is approved for sale in Australia, Canada, Mexico, and China; Europe, Chile, Thailand, Singapore and South Korea.

→The U.S. EPA has approved the import and sale of GMG's THERMAL-XR® graphene-based coating system in the United States.

EPA

ENVIRONMENT PROTECTION AUTHORITY

EPA approval has been granted. Sales into the USA of THERMAL-XR® have now commenced.

Graphene Manufacturing Group

NO CORROSION 30,000 HOUR MILESTONE

INDUSTRIAL® INSPECTION & ANALYSIS
Chemical, Metallurgical, Mechanical, Nondestructive, Environmental Testing, Analyses and Field Services

GRAPHENE MANUFACTURING GROUP
5/848 Boundary Road
Richlands, QLD 4077

June 24, 2026
WO# C-0269743
Page 1 of 2

Attention: Paul Mackintosh

SALT SPRAY REPORT

MATERIAL: 5 Ea. 4" x 6" Graphene Coated Panels

START DATE & TIME: Tuesday, 12/27/2022 @ 03:30 P.M.

FINISH DATE & TIME: Tuesday, 05/30/2026 @ 3:30 P.M.

LENGTH OF EXPOSURE: 30,000 Hours

TEST METHOD: ASTM B117-19

SALT SOLUTION: 5%

TEMPERATURE IN EXPOSURE ZONE: 96 °F

METHOD OF SUPPORT: Rack, 20° from vertical

EDGE PROTECTION: No

WATER: TYPE IV (Ion Exchange) ASTM D1193-24

VOLUME OF SOLUTION COLLECTED PER 80 CENTIMETERS SQUARE PER HOUR: 1.8 mL

Ph OF COLLECTED SOLUTION: 6.7

INTERRUPTIONS: N/A

RESULTS:
The submitted sample exhibited no white or red corrosion.

See figures 1-6.

BA/mlb

Certification of 30,000 hours of salt spray test ASTM B117-19 for THERMAL-XR®



Image of THERMAL-XR® coated plates upon commencement of tests



Images of THERMAL-XR® coated plates after 30,000 hours of salt spray testing

Graphene Manufacturing Group

LAUNCH:
AUSTRALIAN ROLL OUT OF THERMAL-XR® COATING ON BEIJER REF COILS

Available from

BEIJER REF
Australia



BEIJER REF is one of the world's largest global refrigeration and HVAC wholesalers, headquartered in Malmö, Sweden, with operations spanning more than **40 countries** and over **500 branches** worldwide, **6,000 employees** and **200,000 customers.**

→BEIJER REF OFFERS THERMAL-XR® ENHANCE AS AN OPTIONAL COATING SOLUTION ON SELF BRANDED REFRIGERATION EVAPORATOR COILS.

→~ 73 WHOLESALE LOCATIONS IN AUSTRALIA.

→ROLLED OUT ON NOVEMBER 17, 2025

INDUSTRY FIRST PALLETISED GRAPHENE PRODUCTS AVAILABLE FOR ORDER FOR GLOBAL* DISTRIBUTION



ENG DEU FRA SPA ITA POR POL TUR IND VIE HIN CHI JPN KOR THA ARA

* Each product label has 16 languages. Delivery times to be confirmed at time of order.

G® LUBRICANT PERFORMANCE

↓10% **Graphene from G® LUBRICANT reduces fuel consumption by up to 10% by lowering the friction on the critical boundary lubrication zones of pistons**

$1 spent on G-Lubricant equates to **~ $10** saved in fuel*

G®LUBRICANT VIDEO:





~ 30%
of fuel burned
is to overcome friction.

> 60%
of engine friction
is generated in the
piston area.



→**G® LUBRICANT** is mixed into engine oil at a 1:100 ratio.

→**G® LUBRICANT** contains **~ 1%** GMG Graphene So the end mixed ratio of GMG Graphene to engine oil is 1:10,000

→No other additive has **10%** fuel reduction benefit claim with a dosage rate of 0.01%.

www.g-lubricant.com

Graphene Manufacturing Group

* Results vary and the figures are sourced from University of Queensland verified GMG internal engine testing, client performance testing, GMG 4 ball wear testing and third-party laboratory testing on a variety of base oils and fully formulated engine oils with 0.01% GMG Graphene. The Company notes that product performance results may vary for difference applications over time.

G®FLUID – MORE HEAT TRANSFER & ANTIMICROBIAL

→GMG's G®FLUID is a graphene enhanced water-based 1:100 concentrate for industrial cooling systems in Data Centres, Industrial Processing Plants, Oil Refineries and Energy Generation Plants

G®FLUID VIDEO:





REDUCES ENERGY COSTS AND REDUCES BACTERIA / MICROBES:

INTERNAL GMG TESTING SHOWS G®FLUID PROVIDES ~ 20% MORE HEAT TRANSFER OVER DEMINERALISED WATER*

WHICH CAN PROVIDE:

→Energy Savings for pumping power

→or Higher Capacity Cooling

→Less stress on equipment

* Internal GMG testing

ORGANISM	TEST STANDARD	MICROBIAL REDUCTION
STAPHYLOCOCCUS AUREUS (ATCC 6538)	EN 1276	84.2%
ESCHERICHIA COLI (ATCC 10538)	EN 1276	60.2%
PSEUDOMONAS AERUGINOSA (ATCC 15442)	EN 1276	87.4%
ENTEROCOCCUS HIRAE (ATCC 10541)	EN 1276	50.1%
MICROBACTERIUM SP.	EN 1276	50.0%
LEGIONELLA PNEUMOPHILA BACTERICIDAL ACTIVITY	EN 1276	50.0%

Antimicrobial - EN 1276 external third party lab test results

Graphene Manufacturing Group

GRAPHENE ADDITIVE FOR LITHIUM-ION BATTERY

→GMG's **SUPA G®** is an additive for Lithium-Ion Batteries

→It can be used as a Cathode Additive (1%) and/or after further development, management believes it has potential for an Anode Alternative to Graphite – which is largely export controlled from China



SUPA G®

Image:
Cross-section prepared using wide-beam Ar+ ion polishing EDX pixel assignment filtered with 95% confidence interval threshold

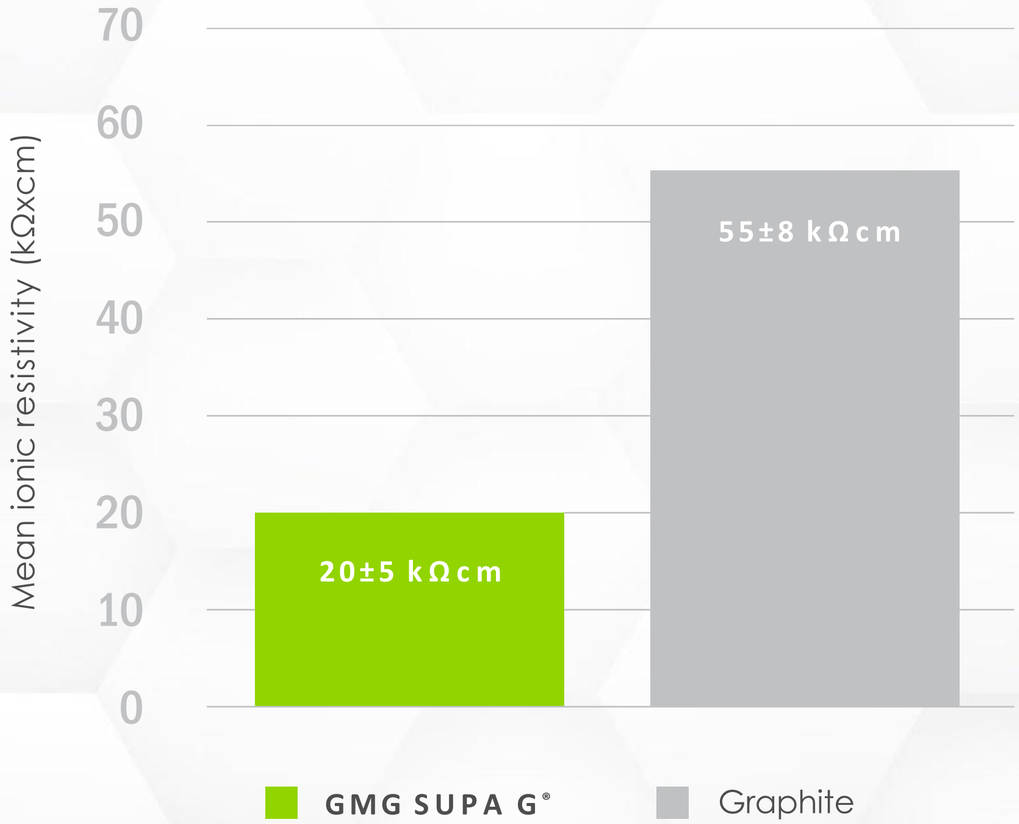

World Leading University study showed SUPA G® has

→Apparent ionic resistivity 2.5× lower than compared to typical graphite electrode

→Multimodal active particle distribution (~20 um large particles + sub-1 um particles)

→Calendaring does NOT significantly damage the binder layer

GMG
Graphene Manufacturing Group

G®CELLS BATTERY PERFORMANCE- HIGH VOLTAGE

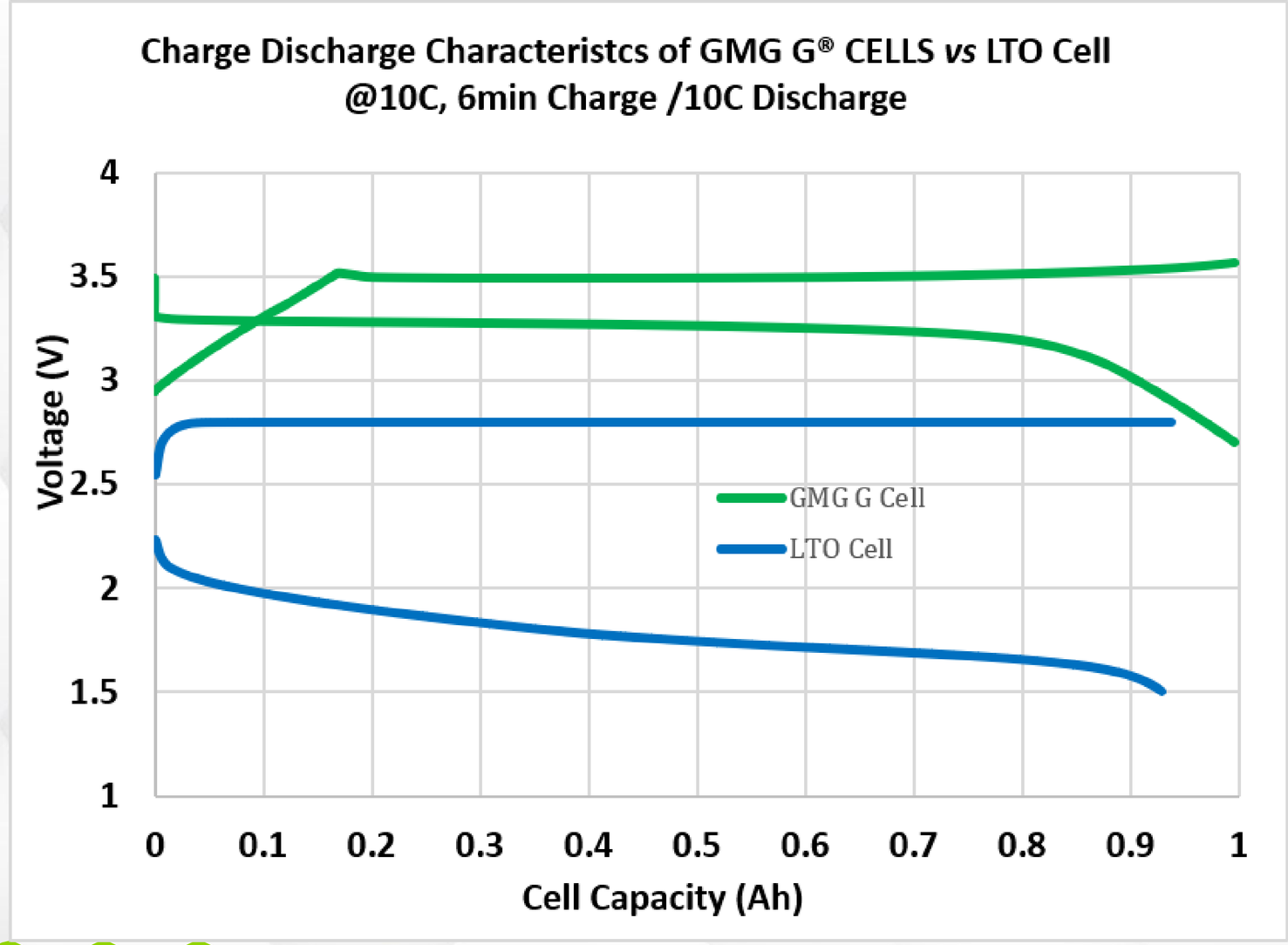

WHEN COMPARED TO LTO CELLS TESTED:

G®CELLS PROVIDE MORE CAPACITY AT HIGHER VOLTS:

G® CELLS : 3.2 Nominal Volts
~ same voltage ~ for 80% of discharge capacity

LTO : 1.8 Nominal Volts
reduced 0.8 volts across discharge capacity

Battery performance curves of G® CELLS at 6min charge (10C)) versus market leading LTO Cell
*Testing data provided by BIC Indiana.

Source: https://graphenemg.com/gmg-announces-long-life-battery-cycling-data/

Graphene Manufacturing Group

G®CELLS BATTERY ADVANTAGES

POTENTIAL APPLICATIONS

DIESEL ENGINE REPLACEMENT
(high load & power requirements)

ENERGY STORAGE
(in front or behind the meter)

ELECTRIC VEHICLES

AVIATION
(electric vertical take off & landing)

RAIL

PERSONAL ELECTRONICS
(fast charging & long life)

POWER TOOLS
(fast charging & long life)

SIMILAR TO LTO BATTERIES

→LTO battery energy density range from **50 – 80 Wh/kg**[1] (compared to **101 Wh/kg** for GMG's latest G+Al Battery when charged in 60 minutes at 1C)

→Sales of LTO Batteries in **2025 : US$5.6 billion**[2]

→Sales of LTO Batteries expected to grow at **16.9%** per annum to an estimated **US$ 12.5 billion by 2030**[2]

→The major manufacturers of LTO batteries include **Toshiba, Gree, Microvast and CATL**[2]

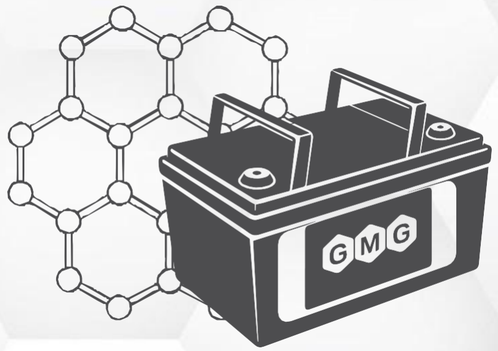

Graphene Manufacturing Group

Sources:

1. https://www.grepow.com/blog/battery-energy-density.html
2. Lithium Titanate Oxide Battery Market Size, Share & 2030 Growth Trends Report